



KONICA MINOLTA

**I WANT TO
INNOVATE &
EXPAND MY
BUSINESS
WITH DIGITAL
PRINTING**



**PRODUCTION
PRINTING**

THE FUTURE LOOKS BRIGHT WITH DIGITAL PRINTING

Konica Minolta successfully entered the production printing market in 2004 and has become one of the leading industry vendors. Today, Konica Minolta is recognised for creating inspiring long-term partnerships with its customers.

As a service provider for the production printing industry, Konica Minolta offers you integrated workflows and applications as well as professional and sophisticated hardware products to enable your business. Konica Minolta's business-building concept, Digital1234, encourages print businesses to find and focus on new opportunities to save money, improve productivity, add new services, and increase profits. By adopting Konica Minolta's business-enabling opportunities, you can drive your business in numerous ways:



- Benefit from print automation enablers – include suitable print automation and book publishing applications as well as professional inline finishing equipment.
- Take advantage of Konica Minolta's hardware enablers, including digital technology, wide-format printing, and overall maximised productivity.
- Make use of professional VDP 1:1 communication with variable data and transpromotional printing solutions as well as cross media communication.
- Look at web-to-print enablers and consider diversification with web printing and photo merchandising.
- Do not bypass output control enablers by integrating viable colour management, make-ready and output management applications.

Konica Minolta's aim is to help you achieve a good return on investment. Konica Minolta provides support and business tools to help you explore new markets by focusing on print and Web technologies that will enable your business today.

1234

DIGITAL1111
enabling your business






KONICA MINOLTA

bizhub PRO 1100

- ✓ B/W SRA3+ digital press
- ✓ Up to 6,000 pages per hour

The bizhub PRO 1100 is an affordable but powerful production system with a speed of 100 A4 pages per minute dedicated to central in-house printing facilities and external print-for-pay services. In this device, a sturdy construction, high performance and numerous inline finishing options team up with advanced technology for enhanced black & white print quality. Be more productive with high-performance colour scanning capability with dual scanning ADF in combination with the powerful print engine.



bizhub PRO 1100 /

B/W PRODUCTION PRINTING SYSTEM

YOUR ADVANTAGES WITH bizhub PRO 1100

DURABLE PERFORMANCE

- Up to 100 A4 pages per minute
- Up to 52 SRA3 pages per minute
- Up to 6,000 A4 pages per hour
- Up to 3,120 SRA3 pages per hour

HIGHEST RELIABILITY

- Long-life platform, long-lasting parts and consumables
- Scan Measurement Adjustment (SMA) Technology
- Belt transfer system
- For prints with maximum efficiency
- For lucrative short-run printing

READY-MADE PRINT PRODUCTS


- 20-sheet booklet making
- 100-sheet stapling with cutting mechanism
- 102-sheet auto ring binding
- For highest automation and enormous productivity
- For more profit in the printroom

GEARED-UP FINISHING

- Letter fold-in
- Stacking of up to 4,200 sheets
- Multi (GBC) punching and 2- & 4-hole punching
- Minimised human interaction
- For optimised budgets

ENVIRONMENTAL AWARENESS

- Green procurement policy
- Reduced CO₂ emissions
- ISO 14001-certified
- For reduced environmental impact
- Improved efficiency based on green values



HIGH-END PRINT CONTROL

- Proprietary Konica Minolta controller
- Integration into Fiery workflows via Fiery Central Solo
- Optional Creo Controller IC-309m
- For intuitive operation
- Saves time and money



EASE OF USE

- Simple paper catalogue settings
- Easy-to-follow on-screen instructions
- For maximum ease of operation
- Frees operators for more important jobs

SOPHISTICATED MEDIA HANDLING

- Optional bypass tray
- Up to 9,000-sheet paper input capacity
- Up to 5 paper input trays
- For enhanced overall productivity
- For extreme cost savings
- Colour dual scan



COMPREHENSIVE MEDIA PROCESSING

- Up to 300 gsm paper weight in simplex & duplex printing
- Mechanical decurling as standard
- For highly flexible print products
- Stands out from the competition
- Multi bypass




PERFECT IMAGE QUALITY

- 1,200 x 1,200 dpi resolution
- Tone Curve Utility
- Simitri® HD toner technology
- Image density control technology
- For new print applications
- For growing your business

Simitri HD
High Definition Polymerised Toner

Recommended configurations



Technical specifications

SYSTEM SPECIFICATIONS

Resolution	1,200 x 1,200 dpi
Paper weight	40–300 gsm (350 gsm optional*)
Duplex unit	Non-stack type; 40–300 gsm
Paper sizes	Standard: Min.: 182 x 139 mm Max.: 324 x 463 mm Optional: Min.: 95 x 139 mm* Max.: 324 x 483 mm**
Maximum image area	314 x 463 mm (up to 483 mm** optional)
Paper input capacity	Standard: 3,000 sheets Max.: 9,000 sheets
Paper output capacity	Max.: 4,200 sheets
Main unit dimensions (W x D x H)	990 x 910 x 1,454 mm
Main unit weight	340 kg

PRODUCTIVITY

A4 - max. per minute	100 ppm
A3 - max. per minute	56 ppm
SRA3 - max. per minute	53 ppm
A4 - Max. per hour	6,000 pph
A3 - Max. per hour	3,300 pph
SRA3 - Max. per hour	3,120 pph

CONTROLLER

Embedded Konica Minolta controller

SCANNER SPECIFICATIONS

Scan speed A4	Up to 180 opm
Scan resolution	600 x 600 dpi
Scan modes	Scan to HDD; Scan to FTP; Scan to PC; Scan to eMail; Scan to WebDAV; Scan to USB Memory; HDD to FTP/SMB/WebDAV
Scan formats	TIFF; PDF; Encrypted PDF; Compact PDF; XPS; JPEG

COPIER SPECIFICATIONS

Gradations	256 gradations
FCOT	Less than 3.4 sec. (A4 LEF)
Magnification	25–400%, in 0,1% steps
Multiple copies	1–9,999

ACCESSORIES

Large capacity tray A4	LU-411
Large capacity tray SRA3	LU-412
Air assist paper feed unit	PF-709
Multi (GBC) punching unit	GP-501
Auto ring binding unit	GP-502
Stapling unit	FS-532
Saddle stitch kit for FS-532	SD-510
Punch kit for FS-532	PK-522
Post inserter for FS-532	PI-502
Removable HDD Kit	RH-101 & HD-523
Multi bypass tray	MB-507
Output tray	OT-507

- All specifications refer to A4-size paper of 80 gsm quality.
- The support and availability of the listed specifications and functionalities varies depending on operating systems, applications and network protocols as well as network and system configurations.
- The stated life expectancy of each consumable is based on specific operating conditions such as page coverage for a particular page size (5% coverage of A4).
- The actual life of each consumable will vary depending on use and other printing variables including page coverage, page size, media type, continuous or intermittent printing, ambient temperature and humidity.
- Some of the product illustrations contain optional accessories.
- Specifications and accessories are based on the information available at the time of printing and are subject to change without notice.
- Konica Minolta does not warrant that any prices or specifications mentioned will be error-free.
- All brand and product names may be registered trademarks or trademarks of their respective holders and are hereby acknowledged.

* With PF-709 ** With LU-412

ENABLE YOUR BUSINESS WITH PRINT AUTOMATION

Print Automation

“Gain time for more important things.”

With suitable print automation software, you optimise internal production routines, achieve greater staff efficiency, and thus enhance your production capacity. This ultimately enables you to produce more with less, without compromising on your high quality standards. The easy integration of digital devices into existing offset workflows through the print controller provides you with a new kind of print automation.

Inline Finishing

“Put tailor-made print products at your fingertips.”

As a print provider, you are always expected to do more with less! Inline finishing provides a great opportunity to reduce lead time and costs without compromising on quality and service. Printers who do not invest will pay the price by falling behind those that have invested in inline finishing, because it provides such a significant operational advantage. Never forget: time is money!

Book Publishing

“Open your eyes to new business.”

The printing landscape has changed, and flexible print providers can benefit from this development by producing a range of bound documents including books, calendars, magazines, and photo albums. InfoTrends expects the book-printing market to grow by 16.7% over their seven-year forecast period, which means that the print volume from book publishing will come to almost 54 billion pages by 2016. In other words, on-demand book publishing is a new business field that is well worth looking into!* With Konica Minolta you have an even stronger argument due to automated production.

* Source: InfoTrends

Advantages

- Enhance production flexibility, efficiency and competitiveness
- Benefit from less human involvement through automated job handling
- Take full advantage of the benefits of digital printing
- Meet the continually increasing demand for short-run printing
- Enjoy ease of use, features, reliability and seamless integration



ENABLE YOUR BUSINESS WITH KONICA MINOLTA'S DIGITAL PRESSES

📌 Digital Technology

“The question is not if you start growing with digital, it is whether you grow fast or very fast.”

Printing technology has developed rapidly during recent decades. Today, offset and digital printing are not so much competitive as complementary. For you as a print provider, the combination of both technologies opens up interesting new business opportunities. As yet, the share of digital printing in the total page output volume is only estimated at around 5%. So, be sure to tap into the enormous potential for unique sales propositions, and the extreme growth resulting from the increasing number of and need for digital print applications.

📌 Quality

“Outstanding quality for outstanding clients!”

Konica Minolta's high-class digital presses today deliver an amazing quality on a par with offset. Unique digital imaging technologies ensure precise text and lines, include automated density control for consistent colour reproduction and provide the highest possible registration accuracy for perfect duplex prints. Consistency is another essential factor for high-quality print products. Just as important is a constant product quality, which guarantees the smooth operation of your digital production device.

📌 Productivity

“Deliver today instead of tomorrow.”

Productivity has many aspects and does not exclusively depend on the speed of the devices in your production fleet. Timesaving equipment features do much for the overall productivity and efficiency of your printroom. Devices that are capable of running 24-hour shifts with no downtime provide a substantial productivity advantage. Automation and integration of individual production steps boost machine performance, free up manpower and ensure the overall efficiency of your production. As a print provider, the reliability of your equipment is essential for you to meet deadlines and customer expectations.

📌 Wide Format

“Be a one-stop shop!”

Wide format can make in-house printrooms more efficient, saving companies from having to order oversized prints externally. Print-for-pay companies can find it a profitable additional line of business to help serve existing customers while also attracting new ones. Whether you already engage in wide-format business or are considering it, it is imperative for you to evaluate wide-format production technologies that offer low operating costs and improve your ability to turn jobs around quickly.



📌 Advantages

- Make short-run printing more effective with faster turnaround times
- Avoid the markup resulting from print storage, waste prints and errors
- Complement your offset printing with digital
- Enjoy reliability and stable output
- Quality of products confirmed by independent sources

ENABLE YOUR BUSINESS WITH 1:1 COMMUNICATION

▀ VDP

“Targeted messages really hit the mark!”

Variable Data Publishing (VDP) applications let you automate the creation of highly individual printed communications. This makes VDP an extremely attractive tool for direct marketing, customer relationship management, advertising, invoicing, and speeding up the addressing of mailing campaigns. You and your customers can individually adapt the contents of any printed communication to correspond exactly to the recipient’s specific interests.

▀ Cross Media

“Drive your business with multi-channel communication.”

A printed sheet is only one of many ways to communicate with one’s customers. How well do you get your customer’s message across if you only offer print products? Multi-channel communication is much more effective and achieves a better response rate. For you as a print provider, it makes good business sense to offer cross media services: your customers will appreciate your competence as a provider of “communication services”, and you can charge more for the enhanced value you provide.

▀ Transpromo

“Enhance your transactional documents.”

Combining transactional statements with a promotional message has great potential. Transactional documents, such as bank statements or insurance policies, that contain promotional information are read and reviewed more than any other document received in the mail. This makes “transpromo” a good business opportunity for you as the print provider. Transpromo print volumes are expected to grow significantly in the next few years – so optimise corporate communication in this way!

▀ Advantages

- Develop new markets to expand your business
- Charge extra for the add-on value you deliver
- Boost customer loyalty and create follow-up business
- Increase overall productivity and enhance your competitiveness
- Raise your response rates



ENABLE YOUR BUSINESS WITH WEB-TO-PRINT

Web-to-Print

“Your 24/7 service provider.”

Technology can cause confusion – but don't let it! The real change with web-to-print is from full service to self-service. Think through what it will mean for your entire internal and external communication to enable your customers to order their prints online. After ordering, a job tracking function keeps them informed of their job status until their prints are ready for collection or delivery.

Photo Merchandising

“Expand your services and grow your revenue.”

Photo book creation is an easy and attractive enhancement of your online print offering. Via a photo book application, you provide your customers with easy yet extensive online layout possibilities to create albums or calendars with their photos of holidays, events and other occasions. Similar to other web-to-print applications, photo book software includes online submission, payment and tracking, right down to the final delivery or collection of the printed photo book.



Advantages

- Diversify and extend your range of print products and services
- Attract new customer groups
- Provide 24/7 availability
- Centralise print orders
- Enjoy convenient job tracking



ENABLE YOUR BUSINESS WITH OUTPUT CONTROL

▀ Output Management

“Take the lead in printing.”

Environments with high document throughput need to have absolute control of their processes. To make your printing workflows productive and cost-efficient, you depend on controlling all output and directing it in such a way that all available printers are used to capacity. Professional output management software helps you upgrade the productivity and efficiency of your printroom.

▀ Colour Management

“Don’t doubt your colour!”

Viable colour management solutions combine comprehensive quality assurance capabilities with simple profile-making features. Your advantage with a professional colour management solution is that it delivers precise colour matching, even for novice operators. This helps you avoid or at least minimise the learning curve. At the same time, benefit from straightforward and efficient profile editing and inspection.

▀ Make-Ready

“Always geared for action!”

Professional make-ready software lets you make last-minute changes to print settings just before the job is sent to production. With the right make-ready application, it is no problem to insert tab sheets, delete pages or add complex job processing details like booklet finishing, imposition, colour splitting or crop marks just before printing. Thanks to the real-time preview, you immediately see any changes made to the job. This saves valuable time because you no longer need to produce sample prints before the full print run.

▀ Advantages

- Unify your user interfaces
- Enjoy optimised work processes
- Guarantee the print quality with easy-to-use tools
- Deliver consistent output over time
- Easily incorporate customer requests for last-minute changes



KONICA MINOLTA

- All specifications refer to A4-size paper of 80 gsm quality.
- The support and availability of the listed specifications and functionalities varies depending on operating systems, applications and network protocols as well as network and system configurations.
- The stated life expectancy of each consumable is based on specific operating conditions such as page coverage for a particular page size (5% coverage of A4). The actual life of each consumable will vary depending on use and other printing variables including page coverage, page size, media type, continuous or intermittent printing, ambient temperature and humidity.
- Some of the product illustrations contain optional accessories.
- Specifications and accessories are based on the information available at the time of printing and are subject to change without notice.
- Konica Minolta does not warrant that any prices or specifications mentioned will be error-free.
- All brand and product names may be registered trademarks or trademarks of their respective holders and are hereby acknowledged.

Your Konica Minolta Business Solutions Partner:

GRAPHAX.HU KFT
06-40-44-COPY
ertekesites@graphax.hu
www.graphax.hu

Konica Minolta
Business Solutions Europe GmbH
Europaallee 17
30855 Langenhagen 🇩🇪 Germany
Tel.: +49 (0) 511 74 04-0
Fax: +49 (0) 511 74 10 50
www.konicaminolta.eu